



Armed Forces Day Art Project - June 26th 2021 - Aldershot

Information Sheet 2


Colours

To ensure that all the discs have a similar 'feel' we are asking if you could use the same colours for each of the 7 job areas. **Your starter pack has all the different acrylic colours you will need.** Some of the larger schools will need more. We purchased the acrylic from www.artdiscount.co.uk, but other brands and merchants are available.

It may rain on the day so the finished artwork needs to be water resistant. Acrylic paint will ensure that things will not 'run'. Coloured pencils are strongly recommended, they can give bold and easy to control colour. felt tip pens are not appropriate. If you collage the face on (this may work well for the youngest young people) then make sure you cover with a layer of appropriate varnish.


The colours below are for the BACKGROUND of the 'face side'. The faces, and the personal thank you message can be in any colour/medium.

PLEASE BEAR IN MIND THE WIDE ETHNIC DIVERSITY OF THOSE IN THE ARMY.




ENGINEERING

LEMON YELLOW
SMALL AMOUNT OF **CRIMSON**




LOGISTICS & SUPPORT

WHITE
SMALL AMOUNT OF **BLACK**




MUSIC

CRIMSON




MEDICAL

WHITE
WITH SOME **ULTRAMARINE BLUE**




HR, FINANCE & SUPPORT

YELLOW OCHRE



INTELLIGENCE, COMMUNICATION & IT

CRIMSON
ULTRAMARINE BLUE
SMALL AMOUNT OF **WHITE**



COMBAT

LEMON YELLOW
SMALL AMOUNT OF **BLACK**